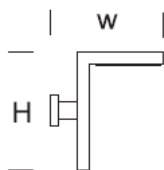
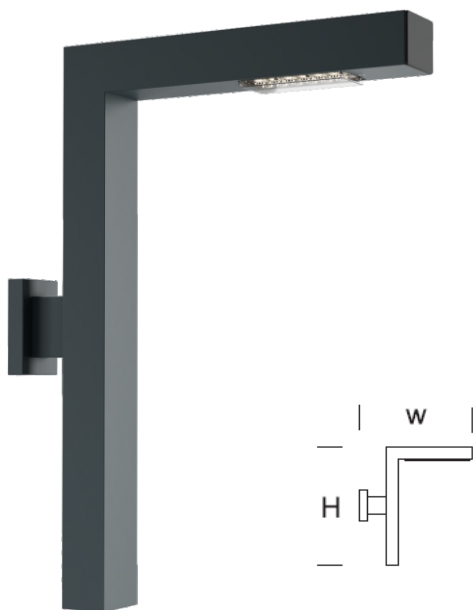
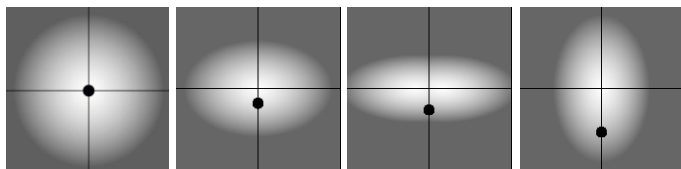




## Sconce WAY D



### OPTICS



„S”

„AS”

„ASW”

„ASP”

### DETAILED DESCRIPTION

INDEX	NAZWA NAME	WYMIARY / DIMENSIONS (cm)		ŹRÓDŁO ŚWIATŁA / SOURCE OF LIGHT			OPRAWA / FIXTURE			FUNDAMENT FOUNDATION
		H/h <sub>1</sub> /h <sub>2</sub>	w/S	W	lm	lm / W	W	lm	lm / W	
191-1111-00029	WAY KD	90/-	70/10x8	24	4320	180	30	3670	123	-

Data for: Ra > 80, 4000K, 700mA. Source of light and integrated control gear, replacement only by the manufacturer's service.



### PRODUCT DESCRIPTION

The structure is made of aluminum profiles. LED modules with modeled characteristics mounted in the arm booms. Shade: UV resistant polycarbonate.

Designed for: illumination of public spaces with special requirements.


### TECHNICAL SPECIFICATIONS

Voltage	230 V
Source power / fixture	Recommended: Integrated 30 W/3670 lm
Lifetime	80.000 h LB 80/20
Optics	<b>S</b> <b>AS</b> <b>ASP</b> <b>ASW</b>
Ambient temperature	-30 ÷ +45
Light color	4000 3000 *
Ingress Protection	<b>IP66</b>
Protection class	<b>I</b> <b>II</b> *
CE	Yes

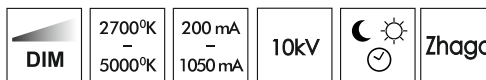
\* choice

### MECHANICAL DATA

Foundation	-
Column/body material	Aluminium
Lampshade	PMMA
Metal color	



### ON ORDER



\*\* on special order