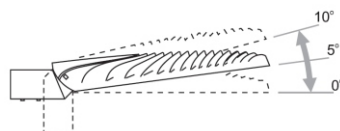
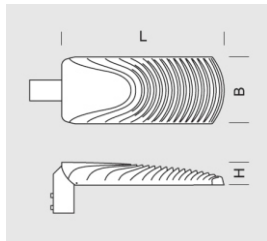
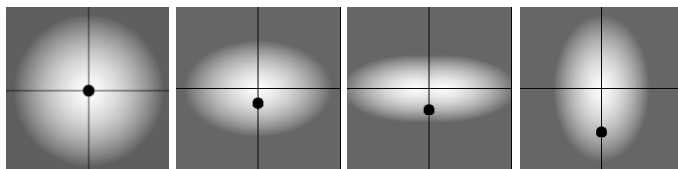




## Fixture WEGA III 96



### OPTICS



„S”

„AS”

„ASW”

„ASP”

### DETAILED DESCRIPTION

INDEX	NAME	DIMENSIONS [cm]	SOURCE OF LIGHT			FIXTURE			WIND	WEIGHT
		L/B/H	W	lm	lm / W	W	lm	lm / W	m <sup>2</sup>	kg
195-1111-000112	WEGA III 96 SMART	54/22/7,5	96	13920	145	104	12500	120	0,05	7

Data for: Ra > 80, 4000K, 700mA. Source of light and integrated control gear, replacement only by the manufacturer's service.



### PRODUCT DESCRIPTION

Double-chamber LED fixture adapted to be mounted on a boom or directly at a post, at a height of 6-8 m. An angle of lighting (00, 50, 100 vertically and horizontally) can be adjusted.

Body made of a pressured aluminium cast forms a convection radiator. Lampshade made of tempered glass. Light source: LED panel with a system of lenses and reflector forming the required shape of light.

### TECHNICAL SPECIFICATIONS

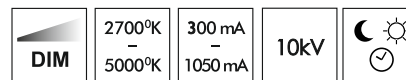
Voltage	230 V
Source power / fixture	Recommended: Integrated 96 W/104 W
Lifetime	70.000 h LB 80/20
Optics	<b>S</b> <b>AS</b> <b>ASP</b> <b>ASW</b>
Ambient temperature	-30 ÷ +45
Light color	<b>4000</b> <b>3000</b> *
Ingress Protection	<b>IP65</b>
Protection class	<b>I</b> <b>II</b> *
CE	Yes

\* choice

### MECHANICAL DATA

Foundation	-
Column/body material	Aluminium
Lampshade	-
Metal color	<div style="display: flex; align-items: center;"> <div style="width: 20px; height: 20px; background-color: #f0f0f0; margin-right: 5px;"></div> White 9003  <div style="width: 20px; height: 20px; background-color: #808080; margin-right: 5px; margin-top: 5px;"></div> Grey 7043  <div style="width: 20px; height: 20px; background-color: #404040; margin-right: 5px; margin-top: 5px;"></div> Graphite 7016  <div style="width: 20px; height: 20px; background-color: #202020; margin-right: 5px; margin-top: 5px;"></div> Black 9005  <div style="margin-left: 10px; border: 1px solid black; padding: 2px;">RAL*</div> </div>

### ON ORDER



\*\* on special order