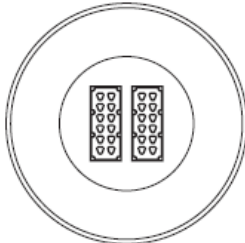
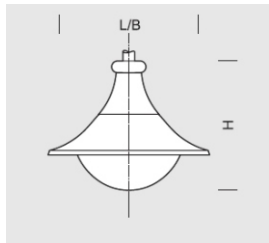





Fixture BELL S 2 x 24 AS



OPTICS



„AS”

DETAILED DESCRIPTION

INDEX	NAME	DIMENSIONS [cm]	LIGHT SOURCE			FIXTURE			WIND	WEIGHT
		L/B/H	W	lm	lm / W	W	lm	lm / W	m ²	kg
195-1111-000074	BELL S 2x24 AS	56/56/51	48	7400	154	55	6150	112	0,12	6

Data for: Ra > 80, 4000K, 700mA. Source of light and integrated control gear, replacement only by the manufacturer's service.



PRODUCT DESCRIPTION

Classic fixture adapted to be mounted on a boom (ř60 mm) at a height of 4-7 m. Aluminum body forms a sealed chamber (closed with a plate) with a sealed LED module (with the lens) mounted from the lamp-shade's side and a heat-sink and power supply unit - from the inside. The chamber is connected to the upper rosette, which - apart from its decorative function, also serves as a mounting bracket. Lamp-shade made of polycarbonate being resistant to UV radiation. Light source: LED panel with a system of lenses and reflector forming any required shape of light.

TECHNICAL SPECIFICATIONS

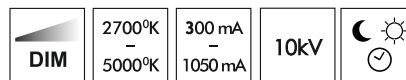
Voltage	230 V
Source power / fixture	Recommended: Integrated 48 W/55 W
Lifetime	70.000 h LB 80/20
Optics	AS
Ambient Temperature	-30 ÷ +45
Light color	4000 3000 *
Ingress protection	IP65
Protection class	I II *
CE	Yes

* choice

MECHANICAL DATA

Foundation	-
Column/body material	Aluminium
Lampshade	PMMA
Metal color	<div style="display: flex; align-items: center;"> <div style="width: 20px; height: 15px; background-color: #f0f0f0; margin-right: 5px;"></div> White 9003 <div style="width: 20px; height: 15px; background-color: #808080; margin-right: 5px; margin-top: 5px;"></div> Grey 7043 <div style="width: 20px; height: 15px; background-color: #404040; margin-right: 5px; margin-top: 5px;"></div> Graphite 7016 <div style="width: 20px; height: 15px; background-color: #202020; margin-right: 5px; margin-top: 5px;"></div> Black 9005 <div style="margin-left: 10px; border: 1px solid black; padding: 2px;">RAL*</div> </div>

ON ORDER



** on special order