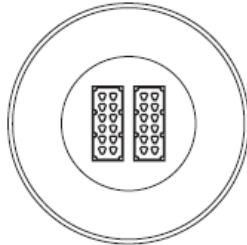
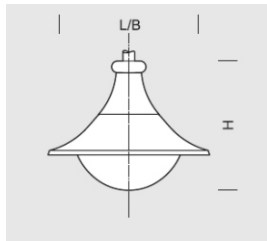





## Fixture BELL M 2 x 24 AS



### OPTICS



„AS”

### DETAILED DESCRIPTION

| INDEX           | NAME           | DIMENSIONS [cm] | LIGHT SOURCE |      |        | FIXTURE |      |        | WIND           | WEIGHT |
|-----------------|----------------|-----------------|--------------|------|--------|---------|------|--------|----------------|--------|
|                 |                | L/B/H           | W            | lm   | lm / W | W       | lm   | lm / W | m <sup>2</sup> | kg     |
| 195-1111-000079 | BELL M 2x24 AS | 56/56/44        | 48           | 7400 | 154    | 55      | 5300 | 96     | 0,12           | 6      |

Data for: Ra > 80, 4000K, 700mA. Source of light and integrated control gear, replacement only by the manufacturer's service.



### PRODUCT DESCRIPTION

Classic fixture adapted to be mounted on a boom (ř60 mm) at a height of 4-7 m. Aluminum body forms a sealed chamber (closed with a plate) with a sealed LED module (with the lens) mounted from the lamp-shade's side and a heat-sink and power supply unit - from the inside. The chamber is connected to the upper rosette, which - apart from its decorative function, also serves as a mounting bracket. Lamp-shade made of polycarbonate being resistant to UV radiation. Light source: LED panel with a system of lenses and reflector forming any required shape of light.

### TECHNICAL SPECIFICATIONS

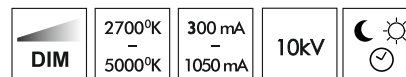
|                        |                                   |
|------------------------|-----------------------------------|
| Voltage                | 230 V                             |
| Source power / fixture | Recommended: Integrated 48 W/55 W |
| Lifetime               | 70.000 h LB 80/20                 |
| Optics                 | AS                                |
| Ambient Temperature    | -30 ÷ +45                         |
| Light color            | 4000 3000 *                       |
| Ingress protection     | IP65                              |
| Protection class       | I II *                            |
| CE                     | Yes                               |

\* choice

### MECHANICAL DATA

|                      |  |
|----------------------|--|
| Foundation           | -  |
| Column/body material | Aluminium  |
| Lampshade            | PMMA   |
| Metal color          | <div style="display: flex; align-items: center;"> <div style="width: 20px; height: 20px; background-color: #f0f0f0; margin-right: 5px;"></div> <span>White 9003</span> </div> <div style="display: flex; align-items: center; margin-top: 5px;"> <div style="width: 20px; height: 20px; background-color: #808080; margin-right: 5px;"></div> <span>Grey 7043</span> </div> <div style="display: flex; align-items: center; margin-top: 5px;"> <div style="width: 20px; height: 20px; background-color: #404040; margin-right: 5px;"></div> <span>Graphite 7016</span> </div> <div style="display: flex; align-items: center; margin-top: 5px;"> <div style="width: 20px; height: 20px; background-color: #202020; margin-right: 5px;"></div> <span>Black 9005</span> </div> |
|                      | <b>RAL*</b>  |

### ON ORDER



\*\* on special order