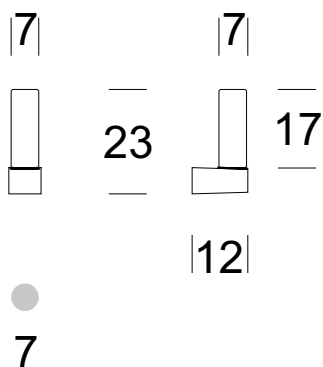




SCONCE TOLUX W







PRODUCT DESCRIPTION

The TOLUX wall lamp has been designed to illuminate bathroom mirrors. It is made of a slightly arched body with a glass shade. Good combination of elements with a different finish - shiny and matte gives a pleasant impression of elegance. Opal glass lampshade allows for maximum vision comfort. A range of light source options to choose from depending on the variation.

TECHNICAL DATA

Number of light sources	1
Voltage	230 V
Source of light	Recommended: 1x E14
Optics	S
Light color	-
Protection class - selection	I
Degree of protection	IP20
CE ∇ \oplus	Yes
Mounting	On the wall

MATERIAL - FINISH - VARIANTS

Body material	Metal
Metal colour	 Inox  Gold  RAL
Lampshade material	Glass
	 Opal mat
Switching on	Switch in the wall

LOGISTICS

Packaging	a collective carton according to order individual carton
-----------	--

