
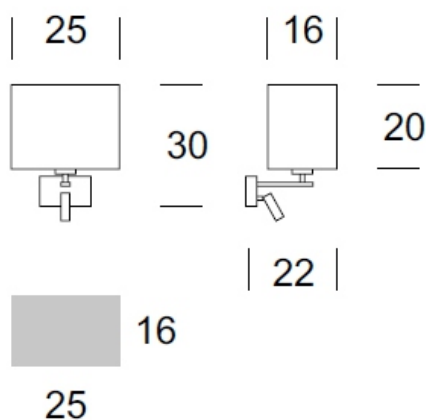




SCONCE LED LILU LUPUS



Luminaire data

Recommended light sources






PRODUCT DESCRIPTION

The LUPUS lamps are elegant luminaires that are used in modern hotel and residential interiors. The elegant and metal body provides a unique pattern of these lamps.

TECHNICAL DATA

Number of light sources	2
Voltage	230 V
Source of light	Recommended: 1x E-27 + 1,2 W LED (incl.)
Optics	S
Light color	-
Protection class - selection	I
Degree of protection	IP20
CE ∇ \oplus	Yes
Mounting	On the wall

MATERIAL - FINISH - VARIANTS

Body material	Metal
Metal colour	 Inox  Black
Lampshade material	Synetic fabric / PVC
	 Ecru  Grey  Black  White
Switching on	Switch in the wall

LOGISTICS

Packaging	a collective carton according to order individual carton
-----------	---

