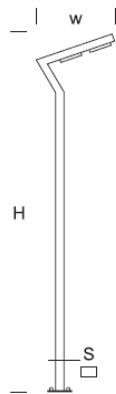

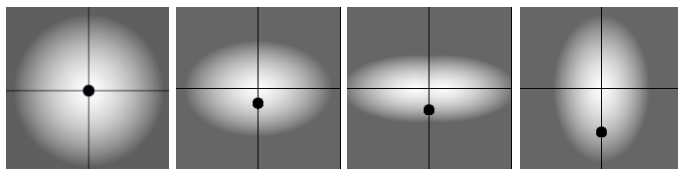




Park Lantern ELEW 3/1



OPTICS



„S”

„AS”

„ASW”

„ASP”

DETAILED DESCRIPTION

INDEX	NAZWA NAME	WYMIARY / DIMENSIONS (cm)		ŹRÓDŁO ŚWIATEŁA / SOURCE OF LIGHT			OPRAWA / FIXTURE			FUNDAMENT FOUNDATION
		H/h ₁ /h ₂	w/S	W	lm	lm / W	W	lm	lm / W	
190-1111-310010	ELEW LP 3/1	300/290/-	80/10x8	24	4320	180	30	3670	123	FBK-90/18

Data for: Ra > 80, 4000K, 700mA. Source of light and integrated control gear, replacement only by the manufacturer's service.



PRODUCT DESCRIPTION

Modern lantern built of rectangular aluminum profiles. The simple flat shape creates an elegant architectural element. In the boom a modular LED luminaire with excellent optical parameters and modeled characteristics of a street luminaire. The lenses used give a diffuse reflection effect reducing glare. UV-resistant polycarbonate diffuser.

HEIGHT: 3 m

TECHNICAL SPECIFICATIONS

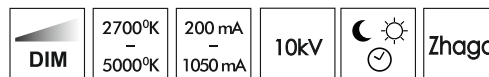
Voltage	230 V
Source power / fixture	Recommended: Integrated 30 W/3670 lm
Lifetime	80.000 h LB 80/20
Optics	S AS ASP ASW
Ambient temperature	-30 ÷ +45
Light color	4000 3000 *
Ingress Protection	IP66
Protection class	I II *
CE	Yes

* choice

MECHANICAL DATA

Foundation	FBK-90/18										
Column/body material	Aluminium										
Lampshade	PMMA										
Metal color	<table border="0"> <tr> <td></td> <td>White 9003</td> </tr> <tr> <td></td> <td>Grey 7043</td> </tr> <tr> <td></td> <td>Graphite 7016</td> </tr> <tr> <td></td> <td>Black 9005</td> </tr> <tr> <td colspan="2" style="text-align: center;">RAL*</td> </tr> </table>		White 9003		Grey 7043		Graphite 7016		Black 9005	RAL*	
	White 9003										
	Grey 7043										
	Graphite 7016										
	Black 9005										
RAL*											

ON ORDER



** on special order