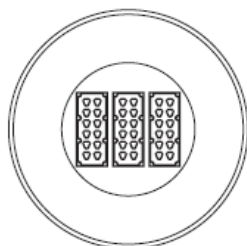
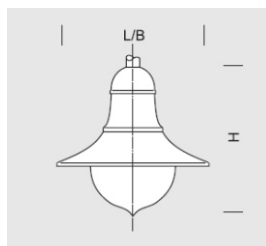
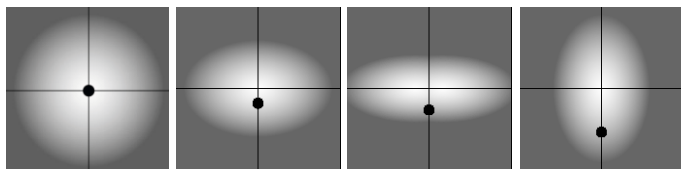




Fixture CHANTAL S 3 x 24



OPTICS



„S”

„AS”

„ASW”

„ASP”

DETAILED DESCRIPTION

INDEX	NAZWA NAME	DIMENSIONS [cm]	SOURCE OF LIGHT			FIXTURE			WIND	WEIGHT
		L/B/H	W	lm	lm / W	W	lm	lm / W	m ²	kg
195-1111-000060	CHANTAL S 3x24	56/56/57	72	11100	154	83	8000	112	0,12	5,5

Data for: Ra > 80, 4000K, 700mA. Source of light and integrated control gear, replacement only by the manufacturer's service.



PRODUCT DESCRIPTION

Classic fixture to be arm-mounted, $\varnothing 60$ mm at a height of 5-7 m. Aluminum body forms a sealed chamber (closed with a plate) with a sealed LED module (with the lens) mounted from the lampshade's side and a heat-sink and power supply unit - from the inside. The chamber is connected to the upper rosette, which - apart from its decorative function, also serves as a mounting bracket. Lamp-shade made of polycarbonate (PC) or polymethacrylate (PMMA), transparent or 'frozen' texture.

TECHNICAL SPECIFICATIONS

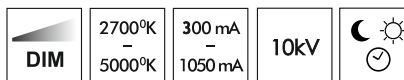
Voltage	230 V
Source power / fixture	Recommended: Integrated 72 W/83 W
Lifetime	70.000 h LB 80/20
Optics	S AS ASP ASW
Ambient temperature	-30 ÷ +45
Light color	4000 3000 *
Ingress Protection	IP65
Protection class	I II *
CE	Yes

* choice

MECHANICAL DATA

Foundation	-
Column/body material	Aluminium
Lampshade	PMMA
Metal color	<div style="display: flex; align-items: center;"> <div style="width: 20px; height: 20px; background-color: #f0f0f0; margin-right: 5px;"></div> White 9003 <div style="width: 20px; height: 20px; background-color: #808080; margin-right: 5px; margin-top: 5px;"></div> Grey 7043 <div style="width: 20px; height: 20px; background-color: #404040; margin-right: 5px; margin-top: 5px;"></div> Graphite 7016 <div style="width: 20px; height: 20px; background-color: #202020; margin-right: 5px; margin-top: 5px;"></div> Black 9005 <div style="margin-left: 10px; border: 1px solid black; padding: 2px;">RAL*</div> </div>

ON ORDER



** on special order